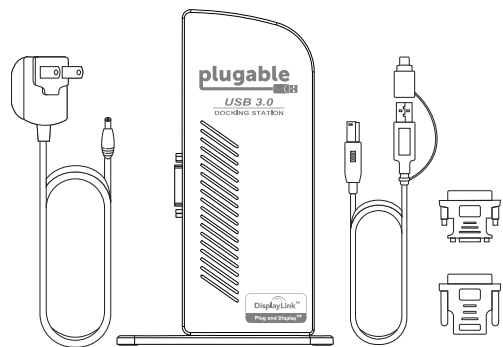


## In the Box

---



### Questions? We're here to help!

[plugable.com/products/ud-3900](https://plugable.com/products/ud-3900)

[support@plugable.com](mailto:support@plugable.com)

ご質問は下記へご連絡ください。 [nihongo@plugable.com](mailto:nihongo@plugable.com)

[plugable.com/ja/products/ud-3900](https://plugable.com/ja/products/ud-3900)

© 2022 Plugable Technologies | January 29<sup>th</sup>, 2022



## UD-3900 DOCKING STATION

### Quick Start Guide

Guía de inicio rápido | Guide de démarrage rapide |  
Guida introduttiva | Kurzanleitung | クイック・スタート・ガイド

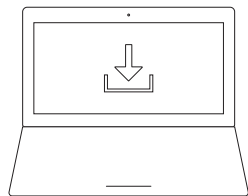
## Thank you for your purchase of the Plugable UD-3900 Docking Station!

---

The Plugable UD-3900 Docking Station connects to a supported system using the included USB cable and provides the ability to connect up to two additional 1080P HDMI displays, six additional USB ports (two USB 3.0 and four USB 2.0), a wired gigabit Ethernet port, and 3.5mm analog audio input and output jacks.

## 1. Download and install driver.

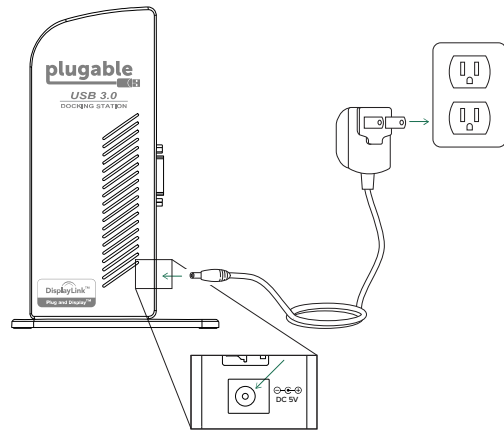
Descargar e instalar el controlador.  
Télécharger et installer le pilote.  
Scarica e installa il driver.  
Treiber herunterladen und installieren.  
ドライバをダウンロードし、インストールします。



[plugable.com/products/ud-3900](http://plugable.com/products/ud-3900)

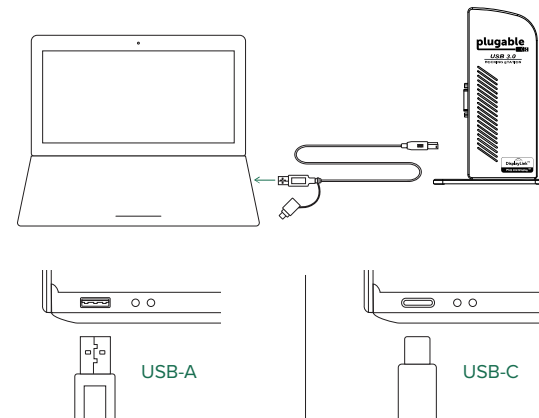
## 2. Connect to power.

Enchufar a la corriente.  
Brancher sur l'électricité.  
Connetti all'alimentazione.  
An ein Stromnetz anschließen.  
電源を接続します。



## 3. Connect the dock to host.

Conectar la base al servidor.  
Connecter le dock à l'hôte.  
Collega il dock all'host.  
Dock mit dem Host verbinden.  
ドッキングステーションをシステムに接続します。



## 4. Connect peripherals.

Conectar los periféricos.  
Connecter des périphériques.  
Collega le periferiche.  
Andere Geräte anschließen.  
周辺機器を接続します。

